



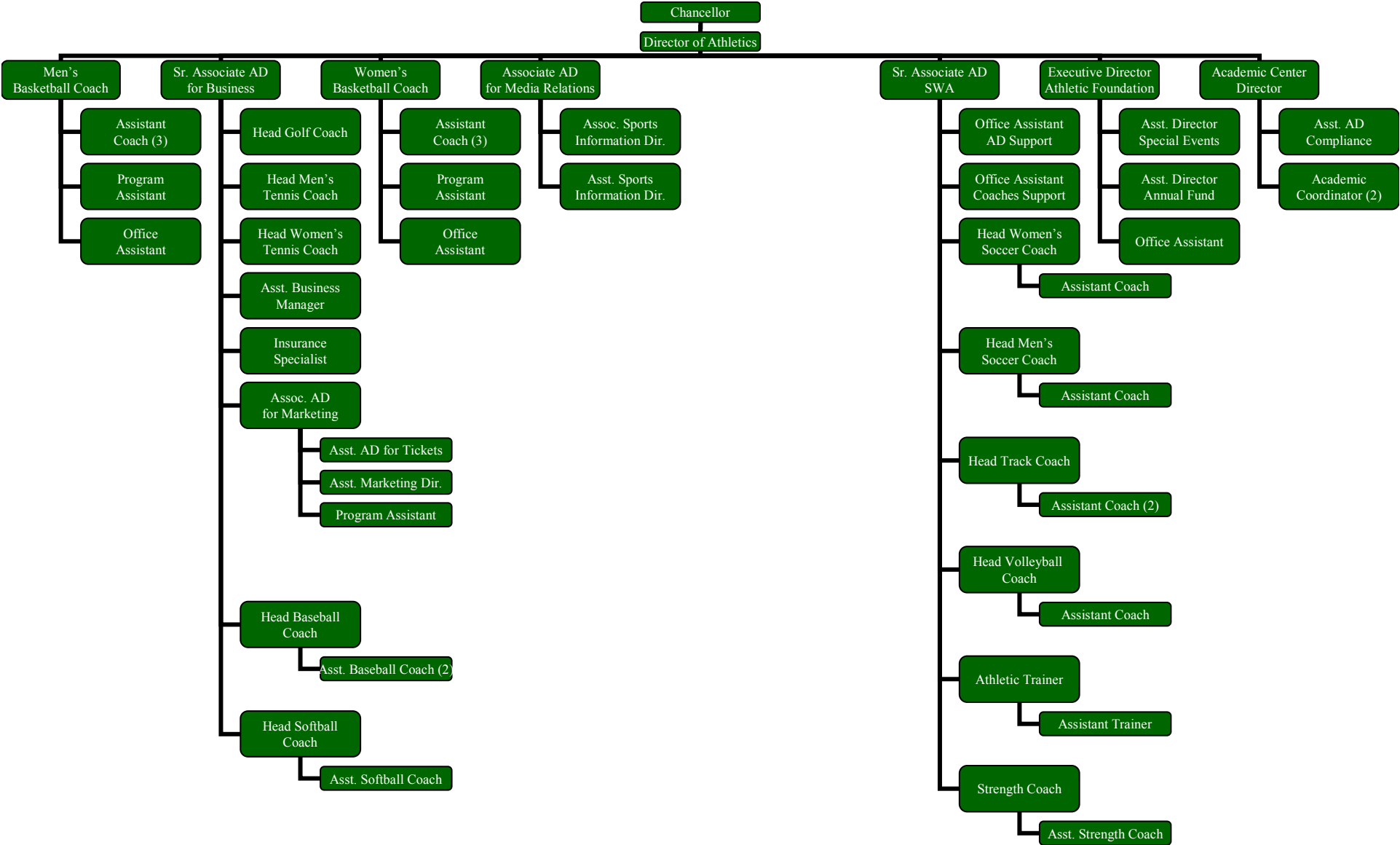
Charlotte 49ers Athletics

UNC Charlotte Football Feasibility Committee

May 8, 2007

Presented by Judy W. Rose

Charlotte 49ers Athletic Department Organizational Chart



Charlotte 49ers Athletic Teams

Men's

Baseball

Basketball

Cross Country

Golf

Indoor Track & Field

Outdoor Track & Field

Soccer

Tennis

Women's

Basketball

Cross Country

Indoor Track & Field

Outdoor Track & Field

Soccer

Softball

Tennis

Volleyball



Charlotte 49ers NCAA Financial Aid Status Report

Varsity Sport	NCAA Equiv. Maximum	Current Equiv. Level	2006-07 Budget	Amt. Needed for Full In-State \$11,148.00	Amt. Needed for Full Out-of-State \$21,560.00
Baseball	11.8	11.78	\$199,341.00	\$131,323.44	\$253,976.80
Men's Track	12.7	9.59	\$144,776.00	\$141,579.60	\$273,812.00
Golf	4.5	4.5	\$92,335.00	\$50,166.00	\$97,020.00
Men's Soccer	9.9	9.9	\$203,136.00	\$110,365.20	\$213,444.00
Men's Tennis	4.5	4.5	\$92,335.00	\$50,166.00	\$97,020.00
Men's Basketball	13.0	13	\$280,280.00	\$144,924.00	\$280,280.00
Men's Totals	56.37	53.27	\$1,012,203.00	\$628,412.76	\$1,215,337.20
Men's Percentage of Total Financial Aid Budget			44.6%		
Women's Track	18.0	12.5	\$144,776.00	\$200,664.00	\$388,080.00
Women's Soccer	14.0	10.5	\$233,236.00	\$156,072.00	\$301,840.00
Softball	12.0	8.77	\$153,348.00	\$133,776.00	\$258,720.00
Volleyball	12.0	12	\$258,720.00	\$133,776.00	\$258,720.00
Women's Tennis	8.0	6.9	\$144,500.00	\$89,184.00	\$172,480.00
Women's Basketball	15.0	15	\$323,400.00	\$167,220.00	\$323,400.00
Women's Totals	79.0	65.67	\$1,257,980.00	\$880,692.00	\$1,703,240.00
Women's Percentage of Total Financial Aid Budget			55.4%		
Grand Totals	135.37	118.9	\$2,270,183.00	\$1,509,104.76	\$2,918,577.20

Amount needed to be fully funded at the out-of-state level = \$648,609.80



Charlotte 49ers Athletic Foundation Giving History

Annual Fund Raising Campaigns	2002	2003	2004	2005	2006	% Change 2005 - 2006
Annual Giving	\$614,000	\$658,000	\$636,818	\$ 720,228	\$ 713,638	-0.91%
Great Gold Rush Auction	\$171,000	\$186,000	\$194,761	\$ 220,000	\$ 270,000	22.73%
49er Club Golf Outing	\$50,000	\$51,766	\$53,123	\$ 55,000	\$ 58,000	5.45%
Let Me Play				\$ 62,000	\$ 82,000	32.26%
Total Annual Giving	\$ 835,000	\$ 895,766	\$ 884,702	\$1,057,228	\$1,123,638	6.28%
Capital Campaigns						
		1993-94	1995-96	1997-98	1999-00	2006
Wachovia Field House		\$1,100,000				
Barnhardt Student Activity Center			\$6,300,000			
Irwin Belk Track & Field Center			\$4,200,000			
Mitimore & Wallis Center					\$3,328,000	
Shortgame Golf Practice Facility						\$161,127
Robert & Mariam Hayes Baseball Stadium						\$5,985,150
Endowment Funds Value			\$11,046,123.00 - 63 Scholarships*			

* Includes Planned Gifts



Charlotte 49ers Athletic Facilities

Barnhardt Student Activity Center & Halton Arena




Miltimore-Wallis Athletic Center



Irwin Belk Track & Field



Wachovia Fieldhouse



**Short Game Facility
at Rocky River**



Robert & Mariam Hayes Stadium

Transamerica Field



Charlotte 49ers NCAA Division I Conference Affiliation History



Current



1995-2005



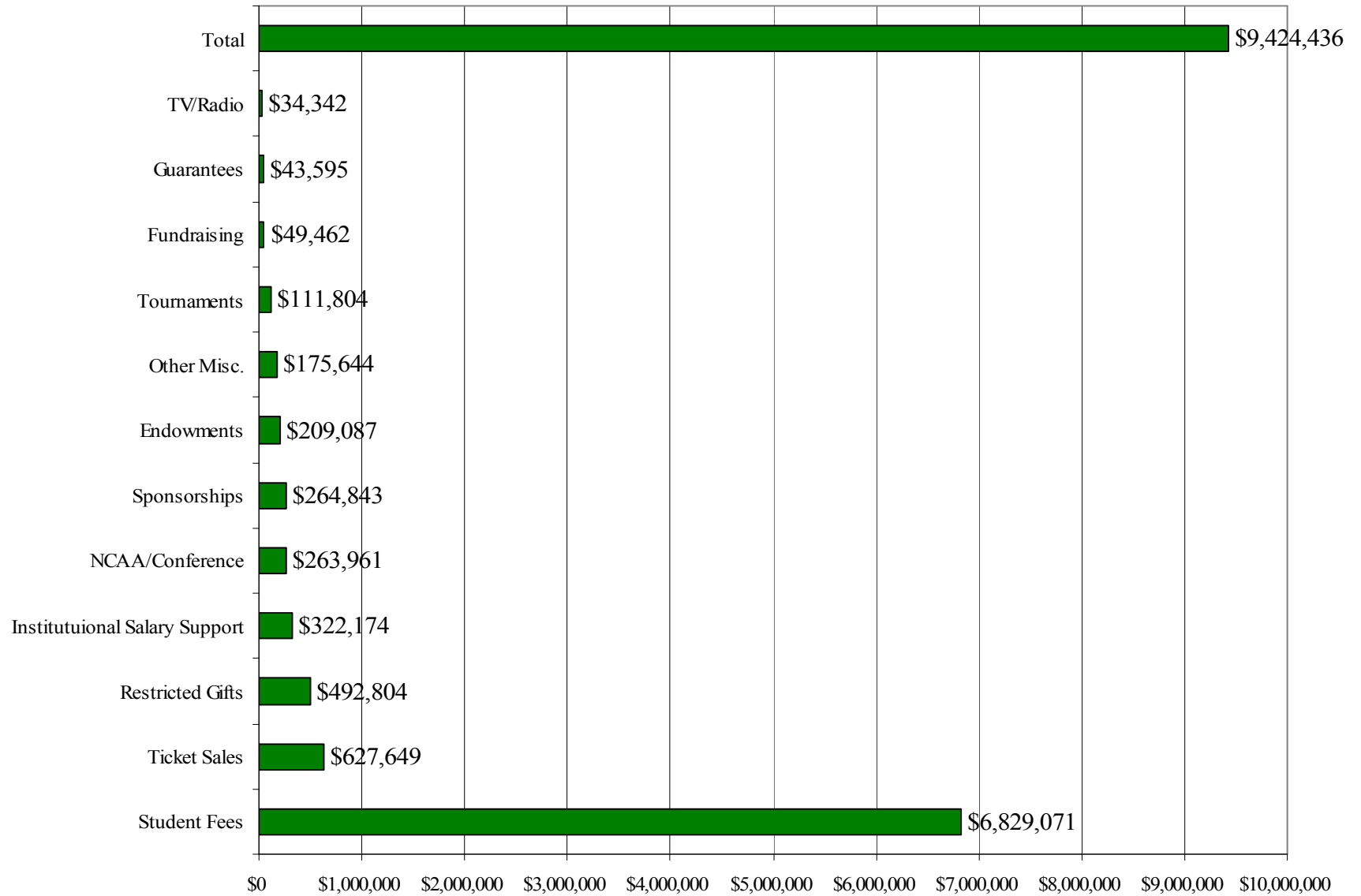
1991-1995



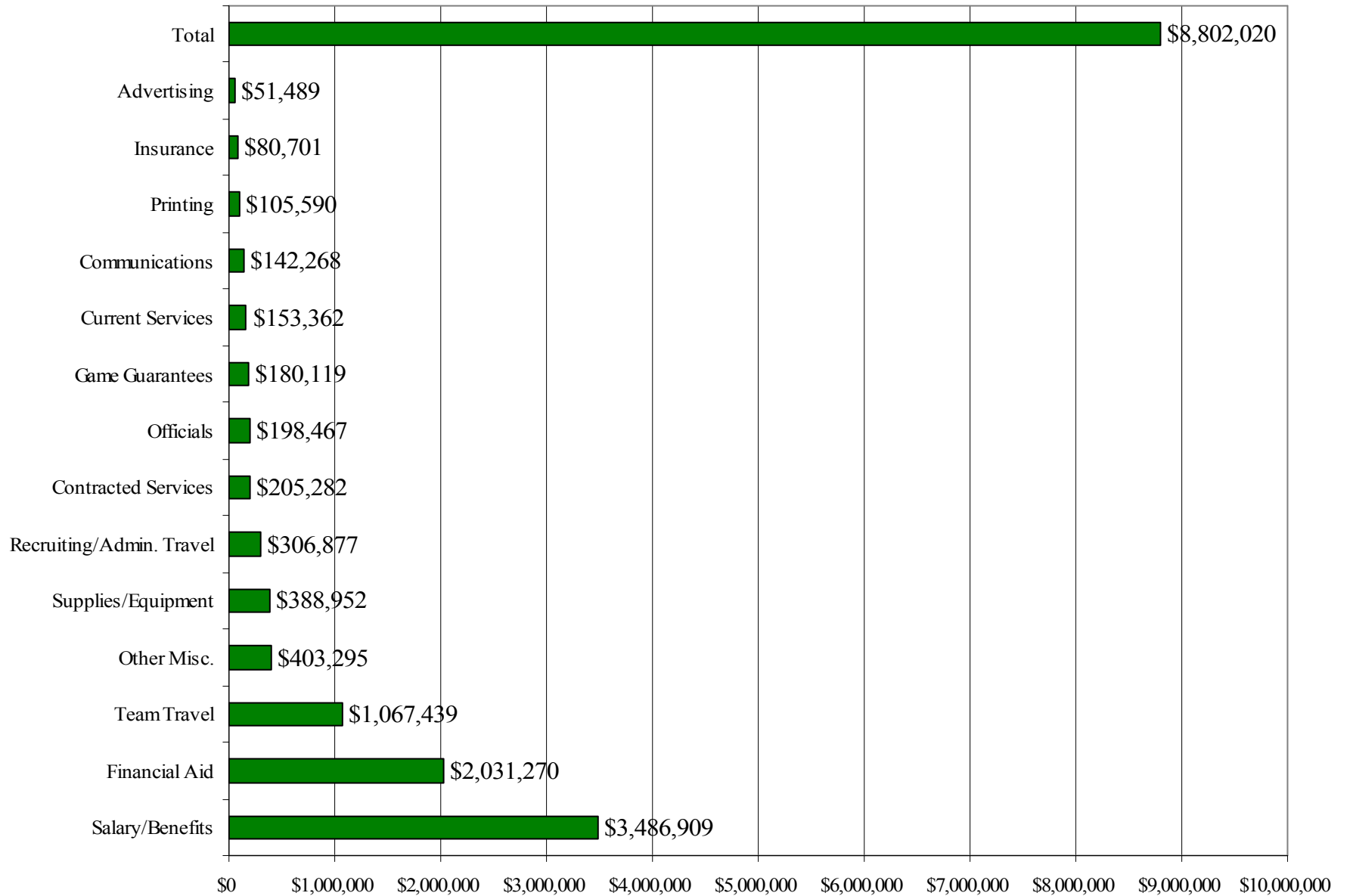
1976-1991



Charlotte 49ers Athletics 2005-06 Revenue



Charlotte 49ers Athletics 2005-06 Expenses



Title IX

What is it?

A federal civil rights statute that prohibits sex discrimination in education programs, including athletic programs, that receive or benefit from federal funding. It was enacted in 1972.

Who enforces Title IX?

The Office of Civil Rights (OCR) within the US Department of Education.

Ways to comply?

An institution must meet one of the prongs:

- Provide participation opportunities for women and men that are substantially proportionate to the ratio of the undergraduate full time enrollment of the student body;
- Demonstrate a history and continuing practice of program expansion for the underrepresented sex; or
- Fully accommodate the interests and abilities of the underrepresented sex.

What is the 49ers current practice?

The participation prong is used to comply with Title IX. The coaches of male sports are given a maximum number of participants that they cannot exceed and the coaches of women's sports are given a minimum number of participants that they have to hit.



Title IX

Current Situation 2006/07 (4.1% Differential)

Sports	Male	Female
Baseball	33	
Basketball	16	15
Cross Country	13	15
Golf	10	
Soccer	25	24
Tennis	13	7
Track, Indoor	33	41
Track, Outdoor	39	39
Softball		17
Volleyball		14
Totals for 06/07	182 (51.4%)	172 (48.6%)
Enrollment based on Spring 2007 – Undergraduate full time	7,505 (47.3%)	8,353 (52.7%)

Title IX

With Football (13% Differential)

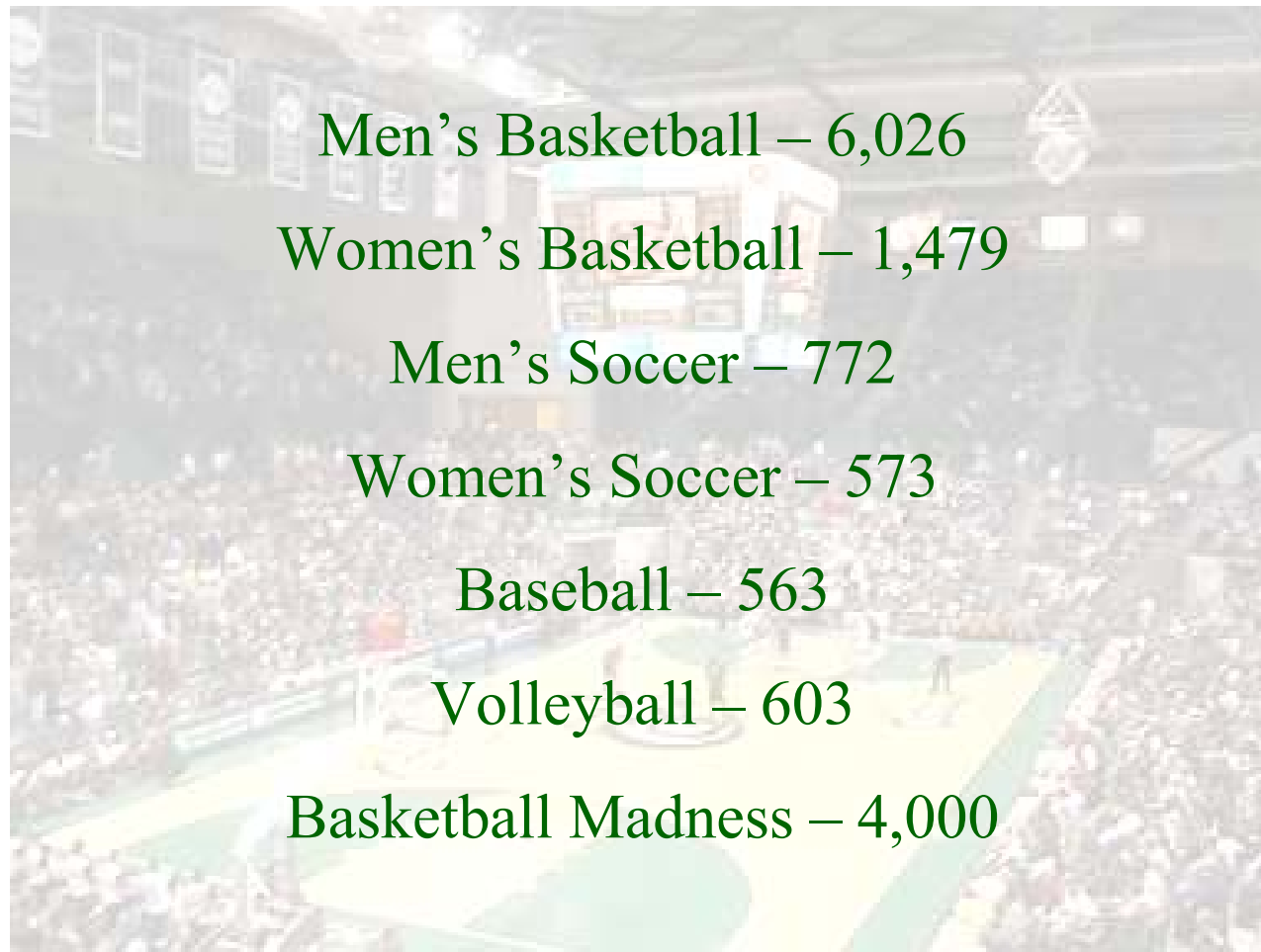
Addition of Football to the Current Sport Offerings	Male	Female
Football	~80 (average Division I-AA program)	172
Participation Totals	262 (60.4%)	172 (39.6%)
Enrollment base on Spring 2007 – Undergraduate full time	7,505 (47.3%)	8,353 (52.7%)

What could the 49ers do?

We would most likely need to change the way we meet Title IX. For the first 10 or so years, we would look to meet the program expansion prong. We would need to develop a plan that would show program expansion for the women's sports with the ultimate goal of getting back to the proportionality prong.



Charlotte 49ers Average Attendance at 2006-07 Ticketed Events



Men's Basketball – 6,026

Women's Basketball – 1,479

Men's Soccer – 772

Women's Soccer – 573

Baseball – 563

Volleyball – 603

Basketball Madness – 4,000



Community Service

- Charlotte student-athletes participated in 49 different community service projects
- 90% of Charlotte student-athletes participated in some form of community service
- Charities served include the Police Athletic League, Community Blood Center of the Carolinas, Epilepsy Foundation, The Haven, The American Red Cross, Toys for Tots and many local schools
- Volleyball spearheaded the Annual “Dig for the Cure” project to raise money to benefit the Susan B. Komen Breast Cancer Foundation
- Jane Daniels, Women’s Track/Cross Country is set to receive the NACDA Coca-Cola Community Service Award in June – One of only Seven Given Each Year



Academic Achievement

- **Student-Athletes have out performed the general student body over the last 10 years**
- **27 Student-Athletes had a perfect 4.0 Average for the Fall 2006 Semester**
- **58% of the Student-Athletes had better than a 3.0 Average for the Fall 2006 Semester**
- **Freshman GPA for the Fall 2006 Semester was 3.243**
- **Mike Ambrose, Baseball player, was named the Atlantic 10's Male Scholar-Athlete of the Year**
- **In the last 10 years, over 88% of the student-athletes that exhausted their eligibility with Charlotte have graduated**

